


EUROPA PANIC!

SHAREWARE

DOSember Game Jam Edition v0.1, 2025-11-28



POTTER GAMES

Table of Contents

1. System Requirements.....	2
2. Loading Instructions.....	2
2. The Story So Far.....	2
3. How to Play.....	4
4. Playing in the Twenty-First Century.....	5
5. Legal Information.....	6
6. Credits.....	6

1. System Requirements

- 386 SX 20 MHz (33MHz Recommended)
- 256 Kb Conventional Memory
- EGA or VGA Graphics Card
- 256 Kb Hard Drive (Optional)
- OPL2/Adlib Sound (Optional)

2. Loading Instructions

2.1 Playing from the Floppy Disk

Insert the Europa Panic! floppy disk into your diskette drive. Type the disk drive letter of the diskette drive followed by colon (e.g. **A:**) then press RETURN.

Type: **PANIC** and press RETURN

2.2 Installing the Game to a Hard Disk

For improved performance, install the game to a hard disk should you have one installed. Insert the Europa Panic! floppy disk as before, type the drive letter and colon (e.g. **A:**) then press RETURN.

Type: **INSTALL**

Now, when you want to play the game, type the following, pressing RETURN after each line:

C:

CD EUROPA


PANIC

Refer to 4. Playing in the Twenty-First Century for supplemental installation methods for alternative operating systems.

2. The Story So Far...

Hold Your Breath!


The Europa Station is the first of its kind, a distributed collection of submerged vessels in the ocean below the ice of the Jovian moon Europa. It is here dimensional research takes place, exploring the curious curvature of Jupiter's gravity well. It is here researches hope to crack a physics loophole that would open interstellar travel.



They have done it! The Venture Drive Mk 2™, a collection of networked generators that, when activated, would shift the moon by three centimeters during the initial test. However, a faulty firmware update caused an overflow in the coordinate system. Instead of moving three centimeters in the understood parameters of three dimensions, the moon moved *outward*, perpendicular to space as we know it!

Europa Station is now in distress! Entities from beyond known spacetime are appearing in the corridors. Worse, they seem to be changing places with the crew!

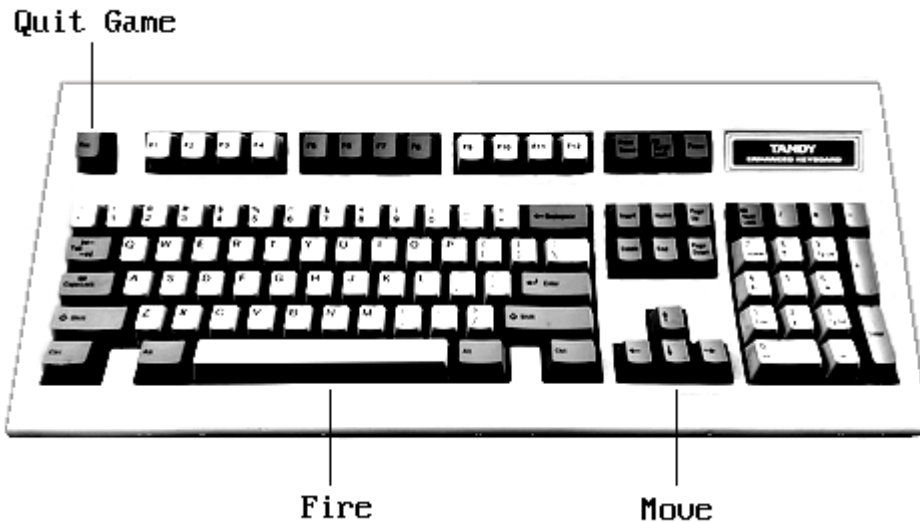
You were aboard the support ship the Aquarius investigating potential opportunities on Ganymede. As you change course to return, your mission is clear, Senior Engineer. Armed with your Phase Realignment Multitool, you must take a submersible under the ice to fix the Venture Drive Mk 2™, and zap the new guests back to their homes.



Be alert! They may not be hostile, but one touch and the mission is lost. Once all of the generators are back online, the crew will be pulled back to safety and the remaining entities returned to their respective dimensions.

Good luck!

3. How to Play



Arrow Keys: Movement

Spacebar: Fire your Phase Realignment Multitool (while docked at a station)

Escape: Quit to DOS

In Europa Panic! you will alternate between your research submarine, which is unarmed, and on foot in the various station pods. The goal is to find all of the parts to repair the generator on each level. Any contact with an entity, even an entity shifting out of our reality, will cause you to phase out with it and lose that round.

While navigating the ocean, you must avoid larger entities called VOIDLURKERS that lurk the frozen depths. They will ensnare your submersible and will even seek you out inside station pods should you loiter. These frightful beings from beyond are even impervious to your multitool! Only reactivating the nearest generator will dispel them.

4. Playing in the Twenty-First Century

4.1 Creating the Floppy for a Vintage PC

Download the current floppy image, e.g. EP0_1D1.IMA for the Jam Demo v0.1

On Linux or Mac, assuming you have an internal floppy available at /dev/fd0, write the image with:

```
sudo dd if=EP0_1D1.IMA of=/dev/fd0
```

For USB floppy drives, it may have a different device path, like /dev/sda – **Check the device path carefully, you do not want to overwrite your hard drive with Europa Panic!**

On Windows, refer to the tool DiskImager found at: <https://diskimager.org/>

Then refer to 2. Loading Instructions

4.2 On Linux or Mac

First download, then install, a version of DosBox, e.g. <https://dosbox-x.com>

Download and extract the ZIP file containing Europa Panic! to your hard disk. It includes a file called dosbox.conf, which will correctly configure DosBox emulators. On Linux or Mac, just open a terminal to where you extracted the files and type dosbox-x and the game should start.

If you are required to configure DosBox manually, please use the following settings for best results:

```
[render]
aspect=true

[cpu]
cycles=6000

[sblaster]
oplmode=dualopl2
```

4.3 On Windows

First, download and extract europa-0_1-win-dosbox.zip, which includes a version of DosBox, from hollerpots.itch.io/europa-panic

Now, from Explorer, double click run-fullscreen.bat or run-windowed.bat – depending on if you would like to play in fullscreen or not.

4.4 On the World Wide Web

As an alternative, it is possible to play Europa Panic! directly in a modern web browser. While this is not preferred, it is convenient. Navigate to the following URL to play a preconfigured emulator:

```
https://www.hoolis.net/europa
```

5. Legal Information

Europa Panic! Copyright © 2025 Hollis J Potter, All Rights Reserved

This game may be freely redistributed for the purposes of human play only. **All other use, including but not limited to reverse engineering and/or AI training, is not permitted by the author.**

6. Credits

Game design, programming, graphics, and sound by Potter Games, who can be found at:

- <https://www.hoolis.net>

Illustrations of “Winky”, “Sprout”, and “Senior Engineer” created by the talented Kate Horowitz:

- <https://art.katehorowitz.com/>

Coming Soon:
Europa Panic! Registered Edition

300% more levels!
300% more space pests!
Beautiful box art!
A jammin’ soundtrack!

Follow updates at:
<https://oldbytes.space/@hoolis>



POTTER GAMES